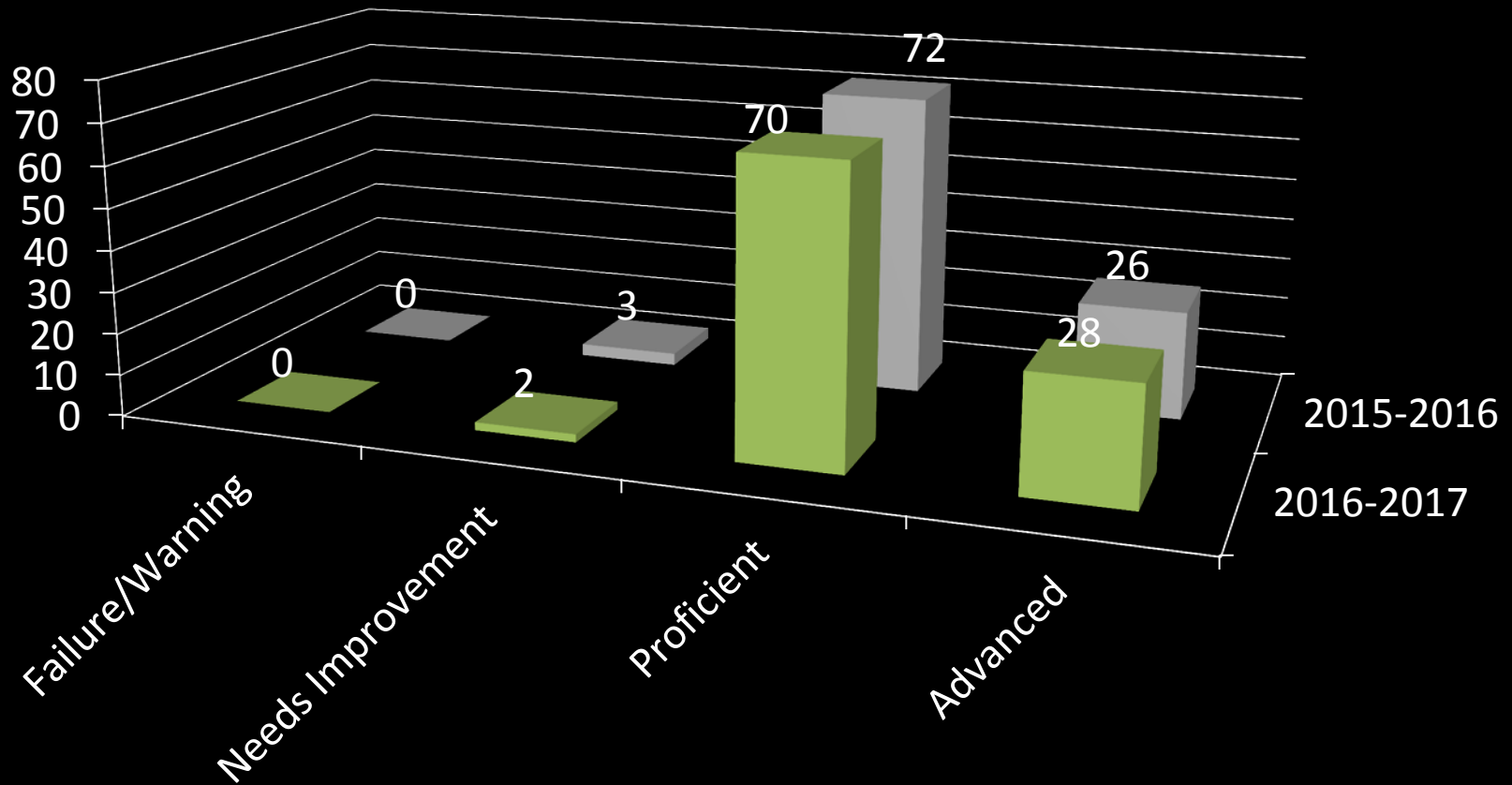


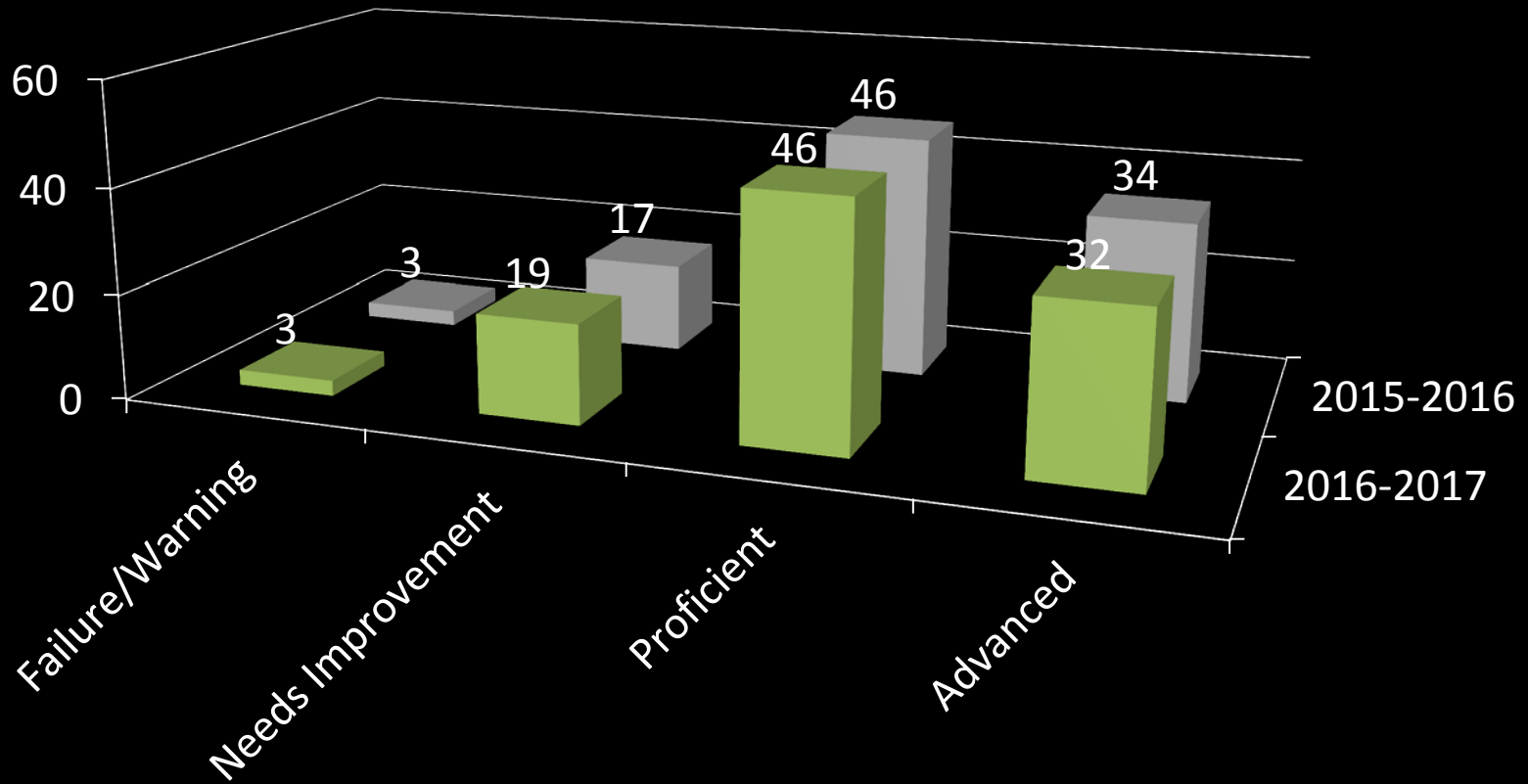
McCann Accountability Status- 2017

English/Language arts



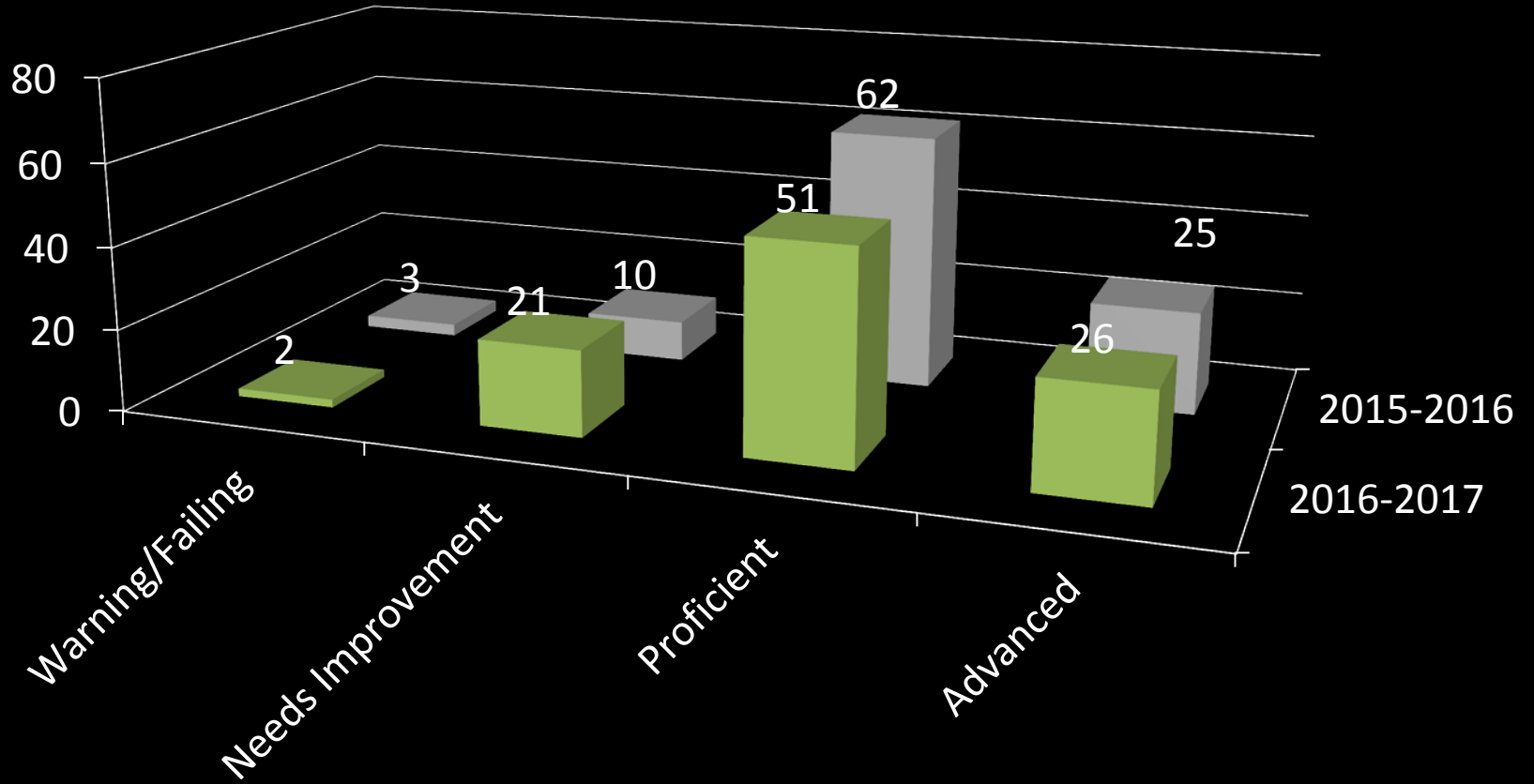
98% Proficient or Advanced 1st Attempt – State Average=91%

Mathematics



97% first attempt passing rate- State Average = 92%

Biology



98% first attempt passing rate- State Average= 93%

2017 Official Accountability Data - Charles McCann Vocational Technical

Organization Information

District:	Northern Berkshire Regional Vocational Technical (08510000)	School type:	High School
School:	Charles McCann Vocational Technical (08510605)	Grades served:	09,10,11,12
Region:	Berkshires +	Title I status:	Title I School (SW)

Accountability Information

[About the Data](#)

Accountability and Assistance Level

Level 1 Meeting gap narrowing goals




This school's determination of need for special education technical assistance or intervention

Meets Requirements-At Risk (MRAR)

This school's overall performance relative to other schools in same school type (School percentiles: 1-99)



This school's progress toward narrowing proficiency gaps (Cumulative Progress and Performance Index: 1-100)

Student Group (Click group to view subgroup data)	On Target = 75 or higher - ■		View Detailed 2017 Data
	Less progress	More progress	
All students		75	Met Target
High needs		76	Met Target
Econ. Disadvantaged		-	
ELL and Former ELL		-	
Students w/disabilities		-	
Amer. Ind. or Alaska Nat.		-	
Asian		-	
Afr. Amer./Black		-	
Hispanic/Latino		-	
Multi-race, Non-Hisp./Lat.		-	
Nat. Haw. or Pacif. Isl.		-	
White		77	Met Target

How did we do it?

- School-wide focus on:
 - Retention
 - MCAS skills incorporated into all areas
 - Professional Development
 - Researching data from past performances
 - Utilizing EWIS data
 - MCAS prep programs
- MCAS PREP PROGRAM
 - Targeted intervention
 - After school hours
 - Snacks provided
 - Taught by licensed instructors
 - Data Driven

Results for students in ELA MCAS PREP

- 45 students recommended
- 18 attended at least one session

	8 th Grade	10 th Grade
Advanced	0	2
Proficient	6	15
Needs Improvement	10	1
Warning/Failing	2	0

Results for students in mathematics

MCAS Prep

- 74 students recommended
- 21 of these students attended at least one session

	8 th Grade	10 th Grade
Advanced	0	3
Proficient	1	12
Needs Improvement	7	5
Warning/Failing	13	1

Results for students in Science MCAS Prep

- 73 students recommended
- 24 of these students attended at least one session

	8 th Grade**	10 th Grade
Advanced	0	3
Proficient	0	14
Needs Improvement	16	7
Warning/Failing	7	0

2017 McCann CPI Data

CPI Definition- The transitional Composite Performance Index (CPI) is a number from 1-100 that represents the extent to which students have attained or are progressing toward proficiency in a given subject.

McCann vs. 2016 State CPI Averages

